











→ Apparel Exports by Product for Jan- Nov. 2024

Woven		In M/USD		Knits	
Pants		934	419	T-Shirt/Polo Shirt	
Blouses and Shirts		298	164	Pants	
Underwear		79	34	Babies wear	
Jackets/Blazers		61	44	Underwear	
Suits, ensembles		69	81	Sportswear	

Product		Jan - Nov 2023	Jan - Nov 2024	%
Knits	61			
T-shirts/Polo shirts		485	419	-14%
Sportswear		22	81	275%
Trousers		105	164	56%
Underwear		32	44	36%
kids wear		32.11	34	7%
Jackets/Blazers		12	9	-21%
Socks/Gloves		14	20	41%
Blouses/shirts		7	10	33%
Suits, ensembles		6.3	3.8	-39%
Overcoats, car-coats, capes, cloaks, anoraks, incl. ski-jackets		7	7	6%
Pullover, cardigans		12	17.9	44%
Dresses, skirts		1.2	1.431	22%
Total Knits		737	813	10%
Woven	62			
Trousers		677	934	38%
Sportswear		226	212	-6%
Suits, Ensembles		45	69	54%
Blouses, shirts		340	298	-12%
Underwear		52	79	52%
Jackets/Blazers		52	61	18%
Shawls, Scarves, veils, brassieres		16	20	24%
Kids wear		6	10.2	59%
Dresses, skirts		10.6	10.0	-5%
Overcoats, car-coats, capes, cloaks, anoraks, incl. ski-jackets		5	1.042	-80%
Headgear		0.834	0.347	-58%
Total Woven		1,430	1,694	18%
Total Knits and Woven		2,167	2,507	16%

Source: General Organization for Export and Import Control