











→ Apparel Exports by Product for Jan- Dec. 2023/2024

Woven		In M/USD		Knits	
Pants		1069	484	T-Shirt/Polo Shirt	
Blouses and Shirts		339	189	Pants	
Underwear		88	38	Babies wear	
Jackets/Blazers		72	50	Underwear	
Suits, ensembles		76	82	Sportswear	

Product		Jan - Dec 2023	Jan - Dec 2024	%
Knits	61			
T-shirts/Polo shirts		537	484	-10%
Sportswear		25	82	235%
Trousers		115	189	64%
Underwear		36	50	40%
kids wear		40.66	38	-7%
Jackets/Blazers		13	10	-21%
Socks/Gloves		16	22	40%
Blouses/shirts		8	11	33%
Suits, ensembles		7.0	4.3	-39%
Overcoats, car-coats, capes, cloaks, anoraks, incl. ski-jackets		8	8	3%
Pullover, cardigans		13	20.9	58%
Dresses, skirts		1.2	1.500	25%
Total Knits		818	921	13%
Woven	62			
Trousers		756	1,069	41%
Sportswear		248	237	-4%
Suits, Ensembles		56	76	35%
Blouses, shirts		370	339	-8%
Underwear		62	88	42%
Jackets/Blazers		57	72	26%
Shawls, Scarves, veils, brassieres		18	21	14%
Kids wear		7	11	52%
Dresses, skirts		11.4	11	-7%
Overcoats, car-coats, capes, cloaks, anoraks, incl. ski-jackets		5	1	-77%
Headgear		0.834	0.349	-58%
Total Woven		1,592	1,926	21%
Total Knits and Woven		2,410	2,846	18%

Source: General Organization for Export and Import Control