



**APPAREL EXPORT
COUNCIL OF EGYPT**

FACTS & KEY FIGURES



Quarterly Update on Apparel Exports in Egypt

Q1 - 2025

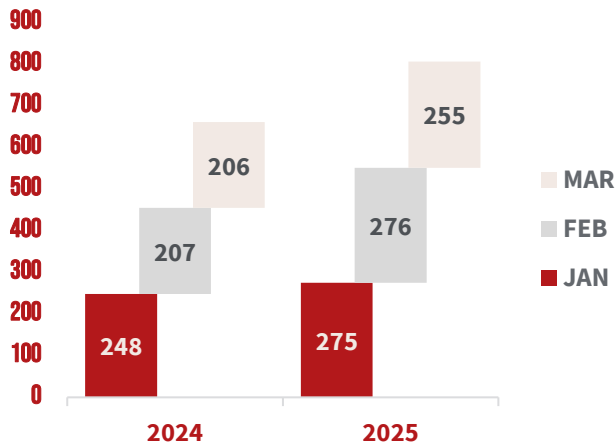
**MARCH
2025
EDITION**

First:

Total Apparel Exports First Quarter - 2024 vs 2025

Total Exports in Q1 (M-USD)

	2024	2025	GROWTH RATE(%)
TOTAL Q1	661	806	22% ▲



Exports 2025 (M-USD)

	2024	2025	Growth Rate (%)
MAR	206	255	23% ▲
FEB	207	276	33% ▲
JAN	248	275	11% ▲

Egyptian Apparel exports witnessed strong performance during the first quarter of 2025, where their value increased from USD 661 million in Q1 2024 to USD 806 million in the same period of 2025, achieving a growth rate of 22%. This sustained growth in exports was driven by the impressive market performance in February and March.

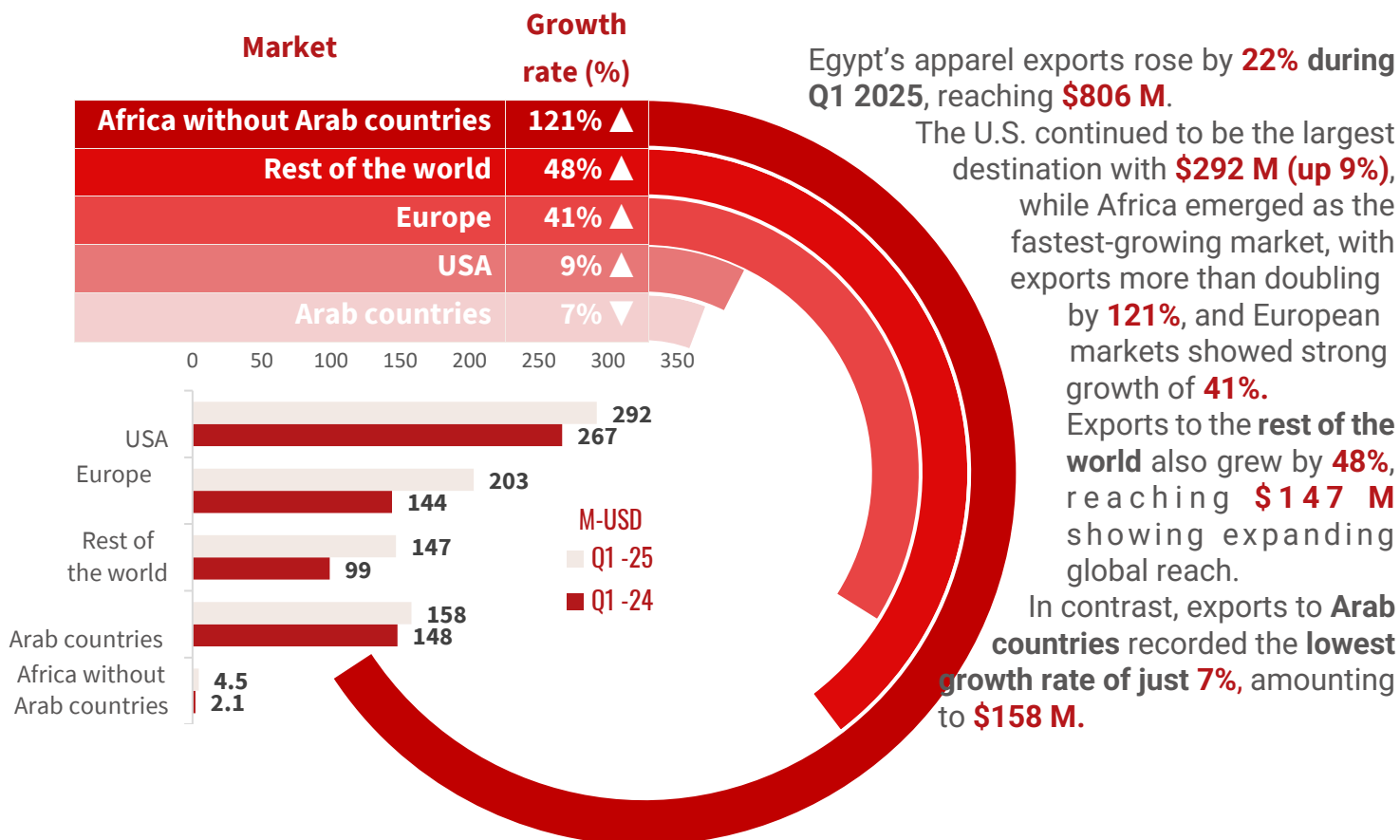
February recorded the highest monthly growth rate of 33%, with exports rising from USD 207 million in 2024 to USD 276 million in 2025. In March, despite a relatively lower growth rate of 23%, exports reached USD 255 million compared to USD 206 million in the same month of the previous year (2024).

Data Source: General Authority for Export and Import Control

SECOND:

APPAREL EXPORTS BY DESTINATION in Q1

Top Egyptian Apparel Exports to Global Markets for Q1 - 2025



Top 10 importing countries of Egyptian Apparel for Q1 - 2024 vs 2025

M-USD

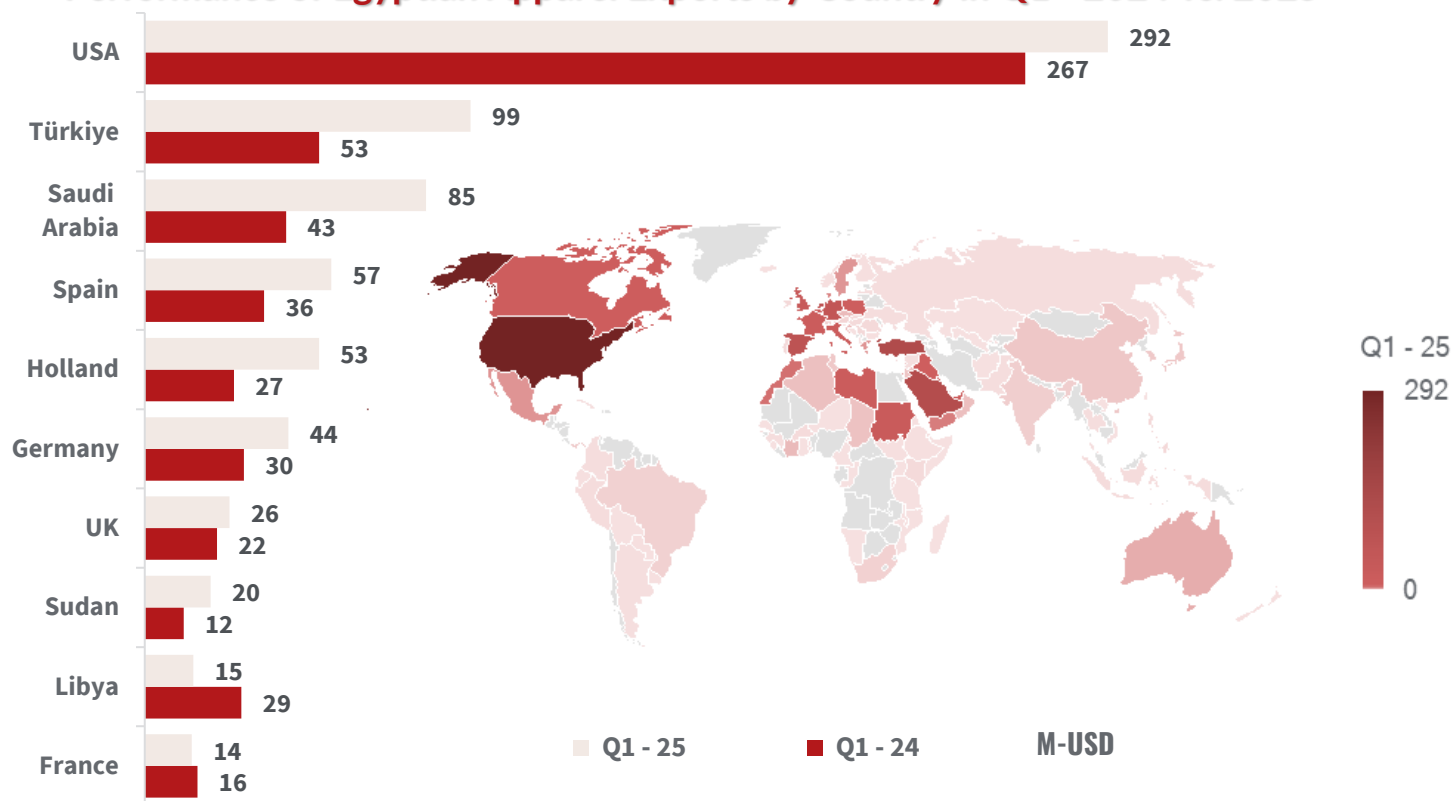
Country	Q1 - 2024	Q2 - 2025	Growth rate (%)
USA	267	292	+09% ▲
Türkiye	53	99	+87% ▲
Saudi Arabia	43	85	+99% ▲
Spain	36	57	+56% ▲
Netherlands	27	53	+96% ▲
Germany	30	44	+45% ▲
UK	22	26	+17% ▲
Sudan	12	20	+70% ▲
Libya	29	15	-50% ▼
France	16	14	-11% ▼

Data Source: General Authority for Export and Import Control

SECOND:

APPAREL EXPORTS BY DESTINATION in Q1

Performance of Egyptian Apparel Exports by Country in Q1 - 2024 vs. 2025



The United States maintained its position as the **largest market** for Egyptian Apparel exports, with exports rising by **9%** growth, with export values reaching **\$292M** in Q1 **2025** compared to **\$267M** in Q1 2024. **Turkey** showed **remarkable growth**, with exports surging by **87%**, reaching **\$99 M** compared to **\$53 M**.

In **European markets**, **Spain and the Netherlands** led the growth, with exports to **Spain increasing by 56%** and to the **Netherlands by 96%**. **Germany** also recorded a **45% increase**, with exports reaching **\$44 M**, while the **United Kingdom** saw a **notable improvement of 17%**.

In **regional markets**, exports to **Saudi Arabia** rose by **99%**, reaching **\$85 M**, while exports to **Sudan** almost doubled, reaching **\$20 M**.

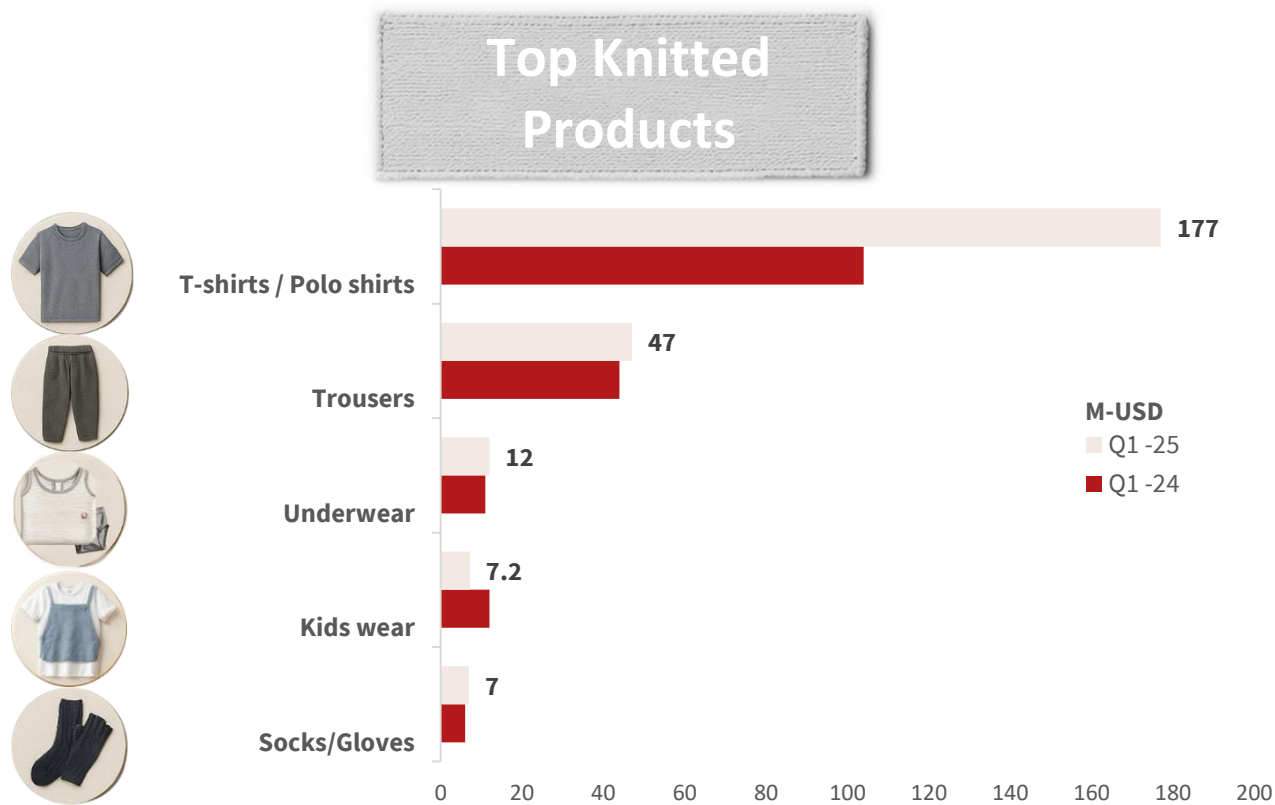
In contrast, exports to **Libya and France** declined, falling by **50% and 11%**, respectively, compared to the same period last year.

Overall, the data reflects the **sector's success in expanding its presence in emerging markets while maintaining its position** across most major markets during **Q1 2025**, highlighting a positive dynamic in the sector's performance.

Data Source: General Authority for Export and Import Control

Third:

Top Egyptian apparel exports by product First Quarter - 2024 vs 2025

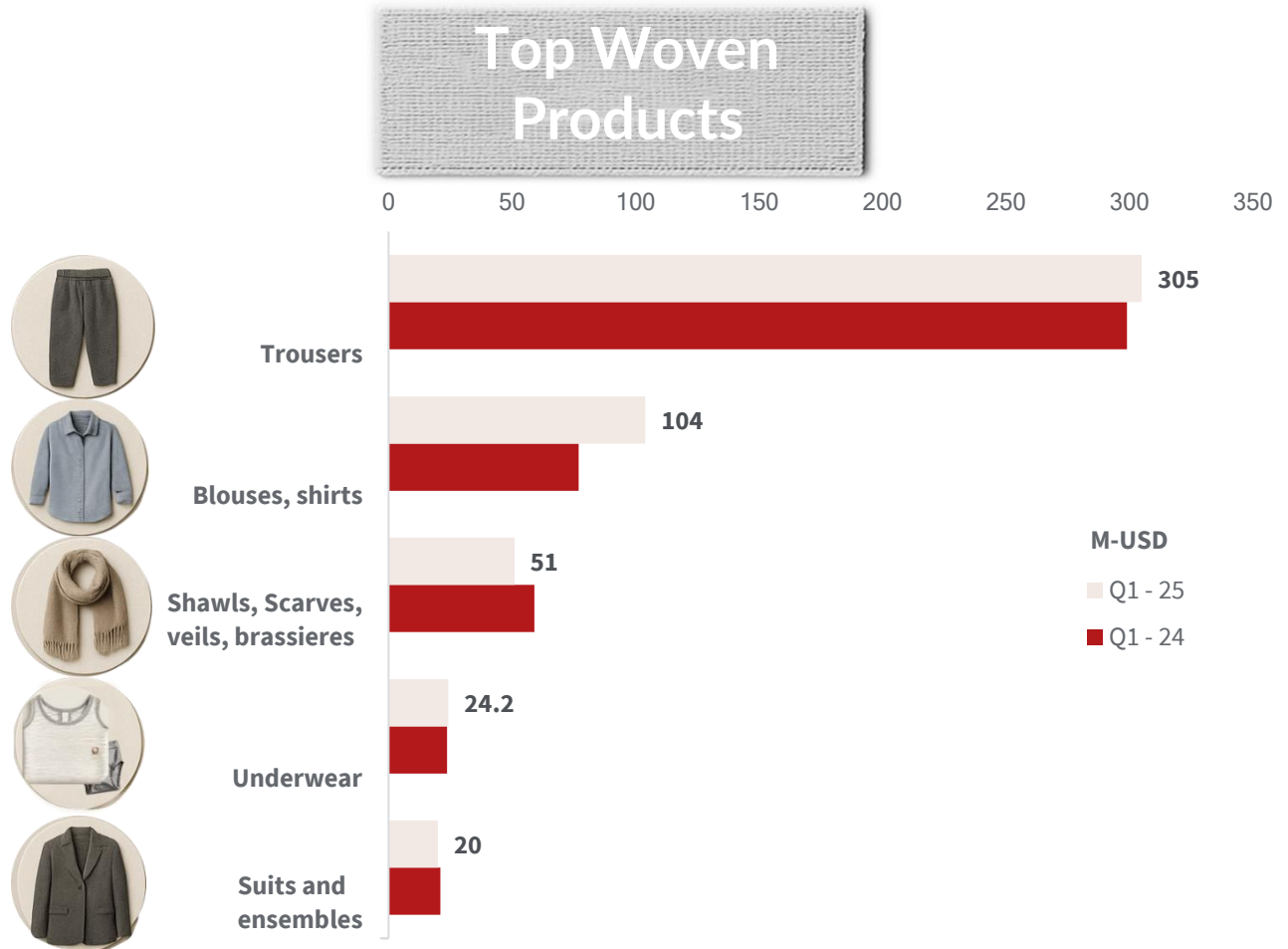


Product	Q1 - 2024	Q1 - 2025	Growth rate (%)
T-shirts / Polo shirts	104	177	+70% ▲
Trousers	44	47	+06% ▲
Underwear	11	12	+09% ▲
Kids wear	12	7.2	-41% ▼
Socks/Gloves	6	7	+22% ▲
Pullover, cardigans	2	3.6	+73% ▲
Sportswear	35	3	-92% ▼
Jackets / Blazers	1.3	2.2	+69% ▲
Blouses, shirts	3	1.5	-52% ▼
Suits, Ensembles	1.2	1.3	+08% ▲
Overcoats, car-coats, capes, cloaks, anoraks, incl. ski-jackets	1.3	0.4	-68% ▼
Dresses, skirts	0.16	0.2	+32% ▲
Total Knitted	221	261	+18% ▲

Data Source: General Authority for Export and Import Control

Third:

Top Egyptian apparel exports by product First Quarter - 2024 vs 2025



Product	Q1 - 2024	Q1 - 2025	Growth rate (%)
Trousers	229	305	+33% ▲
Blouses, shirts	77	104	+36% ▲
Shawls, Scarves, veils, brassieres	59	51	-13% ▼
Underwear	23.7	24.2	02% ▲
Suits and ensembles	21	20	-04% ▲
Jackets / Blazers	13	15	+23% ▲
Sportswear	9	12	+35% ▲
Overcoats	5	6	+34% ▲
Dresses and skirts	3	3.2	+01% ▲
Kids wear	2	3	+66% ▲
Headgear	0.0026	0.0031	-19% ▲
Total Woven	440	544	+24% ▲

Data Source: General Authority for Export and Import Control



**Ring Road, Bavaria Town
Towers,
Tower 12, Cairo.
Email: info@aecegy.com
www.aecegy.com**

Follow AECE on :

Facebook



Linked In



YouTube



March 2025

